



Cat.6A Patch Panel 10" 12 Ports STP

Technical Features

Category 6A Class EA 500 MHz

ISO/IEC 11801 and TIA/EIA 568C.2

12 shielded RJ45 jacks

Steel housing

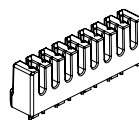
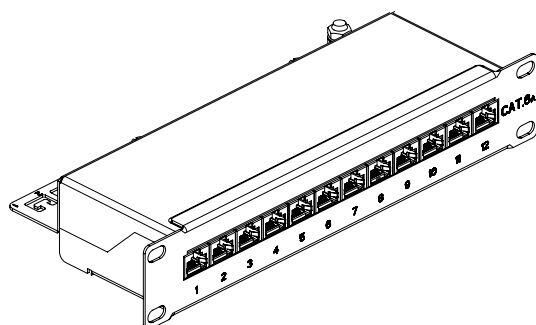
10" rack mounting, 1U

Supports PoE, PoE+ and PoE++

Art no.	Color	EAN Code
NP0052	RAL7035 Light Grey	4052792027945
NP0052B	RAL9005 Black	4052792040241



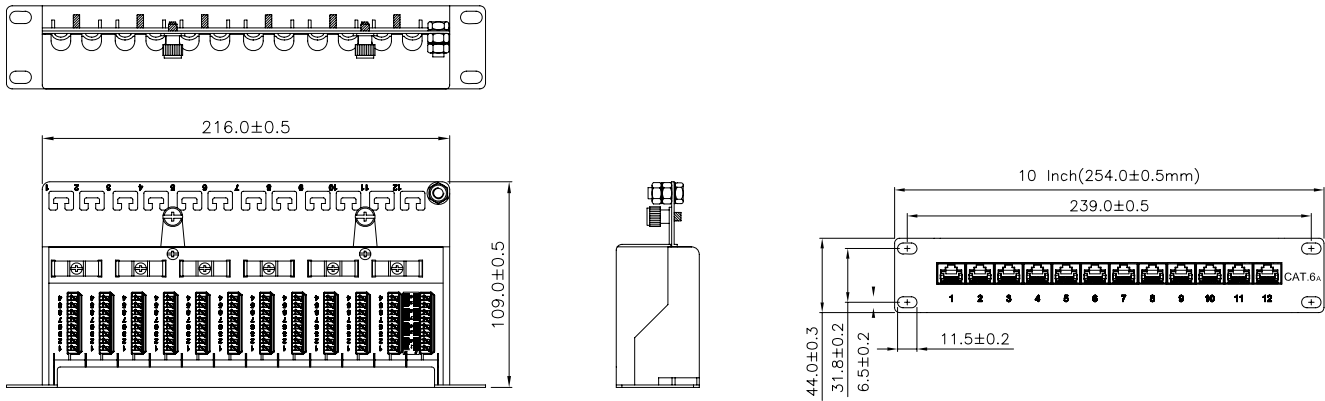
Technical Drawings



KRONE 45° IDC



RJ45
RIGHT ANGLE JACK



Package Content

Cat.6A Patch Panel 12 Ports STP x 1

Packaging Information

Packing Dimension	275 x 135 x 55mm
Packing Weight	0.875g
Carton Dimension	570 x 290 x 290mm
Carton Q'ty	20pcs
Carton Weight	18.5kg

